

CARE AND MAINTENANCE






Always use felt pads under all articles to prevent discoloration or softening of the lacquer. Plastic and rubber bases on items can discolor wood. Wipe up spills immediately and avoid common hazards such as hot dishes, harsh solvents and abrasives. Cleaning should be done with a soft lint free cotton cloth dampened with water.

NOTICE




- *Please make sure that you have all parts indicated before you begin assembly of this item
- *This item should be assembled on a soft surface to prevent scratching the finish during assembly
- *This item may require periodic tightening


MODEL# AMH8500A/B/C/D/E/G/H/J
PRODUCT DIMENSION: 20"W X15" D X 37" H

PARTS IDENTIFICATION:

| | DESCRIPTION | FIGURE | QTY |
|----|-----------------------|-----------------------------------------------------------------------------------|-----|
| A. | BACK REST- 1PC |  | 1PC |
| B. | LEFT LEG FRAME |  | 1PC |
| C. | RIGHT LEG FRAME |  | 1PC |
| D. | FRONT STRETCHER |  | 1PC |
| E. | BACK STRETCHER (HOLE) |  | 1PC |

HARDWARE IDENTIFICATION

| NO | DESCRIPTION | FIGURE | QTY |
|----|--------------|-----------------------------------------------------------------------------------|------|
| 1 | SCREW |  | 8PCS |
| 2 | ALLEN WRENCH |  | 1PC |
| 3 | WOOD PLUG |  | 2PCS |



Weight Capacity: 225lbs

WARNING: DO NOT STAND ON CHAIR

PREPARATION

Before beginning assembly of product, make sure all parts are present. Compare parts with package contents list and hardware contents list.

If any part is missing or damaged, do not attempt to assemble the product.

Estimated Assembly Time:10 minutes.

Tools Required for Assembly (included): N/A

