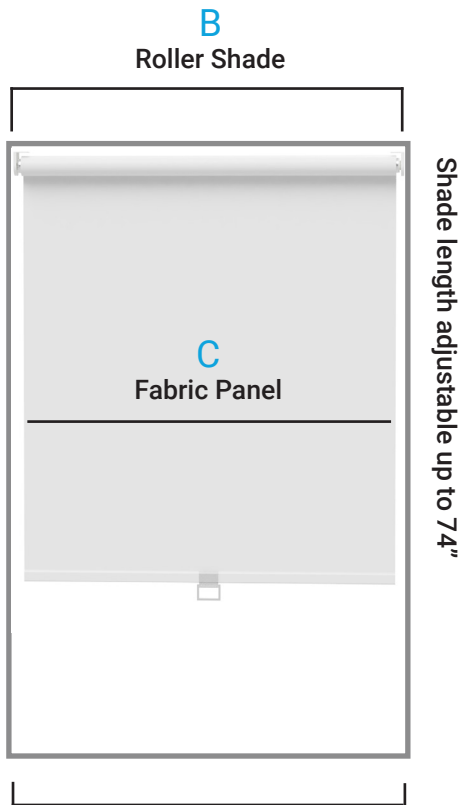
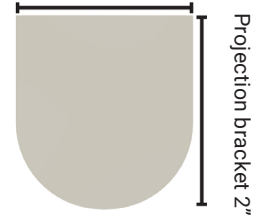




Cordless Roller Shade Measuring Instructions


Width bracket 1-3/4"



INSIDE FRAME MOUNT

Minimum frame depth needed is 1-3/4"

Width of:	A Window frame	B Roller Shade including mounting hardware	C Fabric Panel
Measurement	Manual Measure	1/4" less than window frame	1-1/4" less than roller shade
EXAMPLE	40-1/4"	40" 	38-3/4"
		Size to order	



OUTSIDE FRAME/WALL MOUNT

Width of:	A Window frame	B Roller Shade including mounting hardware	C Fabric Panel
Measurement	Manual Measure	Recommended 3" or greater than window frame	1-1/4" less than roller shade
EXAMPLE	40"	43" 	41-3/4"
		Size to order	

Fractions to decimals conversion

1/8	1/4	3/8	1/2	5/8	3/4	7/8
0.125	0.25	0.375	0.5	0.625	0.75	0.875

Fractions (as seen on tape measure)

Decimals (as seen online)